

An abstract graphic on the left side of the slide, consisting of a complex network of interconnected nodes and lines, resembling a molecular structure or a data network. The nodes are small circles, and the lines are thin, creating a web-like pattern.

Q1 2026 Results Conference Call

MAY 14TH, 2026

Q1 2026 Results



Q1 2026 Results, €m

REVENUES

€120.3

+6.7%
(+11.2% Net FX)

GOM

€49.5

41.1%
(-2.1 pp)

Adj. EBITDA

€4.3

3.6%
(-2.4 pp)

NET RESULT

€-5.7

-4.7%
(+0.5 pp)

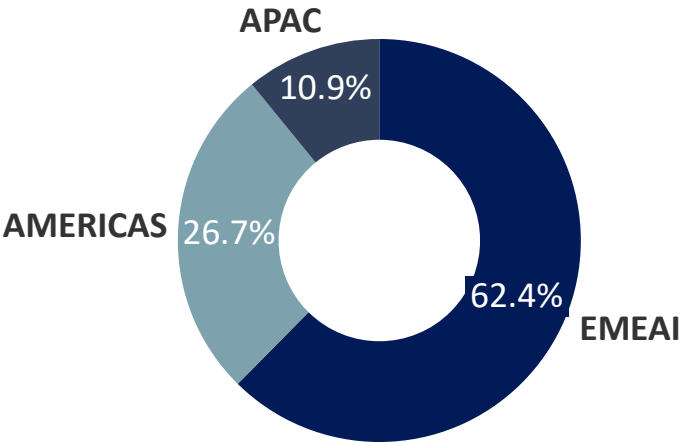
Net Debt at €32.3M

Group Revenues by Geography and Market Segment

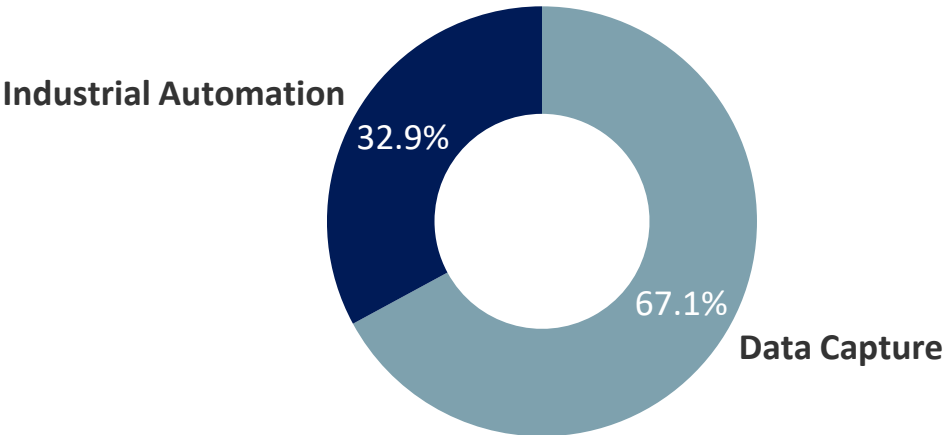
Q1 Revenues by Geo and Market Segment, €m

	EMEI			AMERICAS			APAC			Total Datalogic		
	2026	2025	Var %	2026	2025	Var %	2026	2025	Var %	2026	2025	Var %
Data Capture	47.3	47.5	(0.3%)	26.1	22.2	17.3%	7.3	5.3	38.5%	80.7	75.0	7.7%
Industrial Automation	27.8	24.3	14.3%	6.0	8.1	(26.0%)	5.8	5.4	8.0%	39.6	37.8	4.7%
Total Datalogic	75.1	71.8	4.7%	32.1	30.3	5.7%	13.1	10.6	23.1%	120.3	112.7	6.7%

% on Datalogic Revenues



% on Datalogic Revenues



New Products Launches and Innovation

DATA CAPTURE (DC)

Fixed Retail Scanners




MAGELLAN™ 3600VSi / 3700HSi

Magellan 9600i and 9900i

Hand Held Scanners



Gryphon 4600 Series



Matrix 830-930

Stationary Industrial Scanners



AREX400 AF

Laser Marking

INDUSTRIAL AUTOMATION (IA)

- ⬆ R&D Cash Out at € 16.6 million, 13.8% as a percentage of Revenue
- ⬆ Vitality Index at 20.4% vs 19.3% in the first quarter of 2025

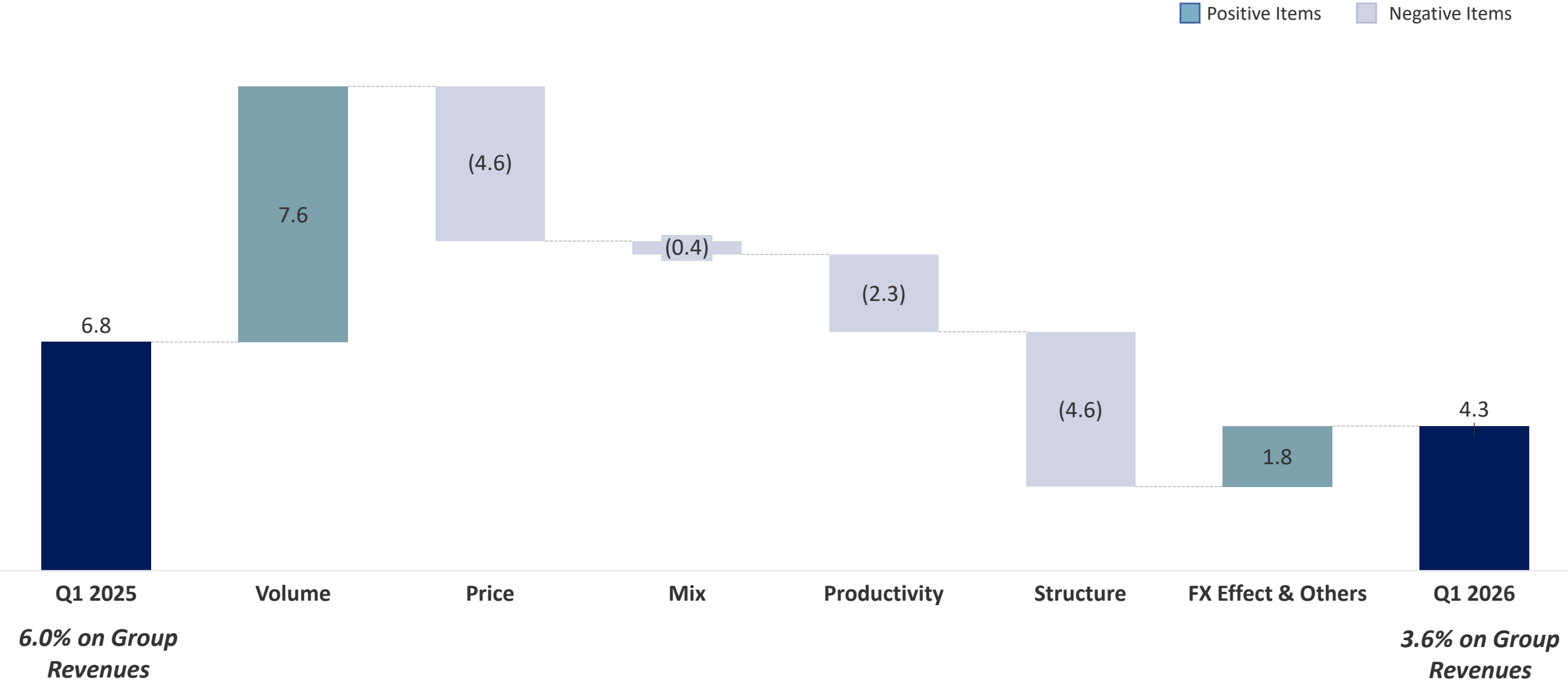
Q1 2026 P&L

€ m	Q1		
	2026	2025	Var %
Revenues	120.3	112.7	6.7%
Gross Margin	49.5	48.8	
% on Revenues	41.1%	43.3%	-2.1 pp
Operating expenses	(52.7)	(50.2)	
% on Revenues	(43.8%)	(44.5%)	+0.7 pp
Adjusted EBITDA	4.3	6.8	
% Adj. Ebitda margin	3.6%	6.0%	-2.4 pp
Adjusted EBIT	(3.2)	(1.4)	
% Adj. Ebit margin	(2.7%)	(1.2%)	-1.5 pp
EBIT	(4.1)	(6.2)	
% Ebit margin	(3.4%)	(5.5%)	+2.0 pp
Net Result	(5.7)	(5.9)	
% on Revenues	(4.7%)	(5.2%)	+0.5 pp

- **Top-line growth offset by lower operating profitability** driven by inflationary pressure mainly on memory components
- **Revenues up +6.7% (+11.2% Net FX)** growing across both segments and all main geos
- **Gross Margin at 41.1%** (-2.1 pp vs LY) reflecting input cost inflation, higher logistics costs and price erosion
- **Operating expenses at € 52.7 million, slightly up vs LY** with increased investments in R&D and S&D
- **Adj. EBITDA margin at 3.6%** (-2.4 pp vs LY), reflecting productivity headwinds and negative price effect, partially offset by volume growth
- **Net Loss at € 5.7 million** slightly improving vs previous year (-€ 5.9 million) reflecting a +0.5 pp improvement in net margin

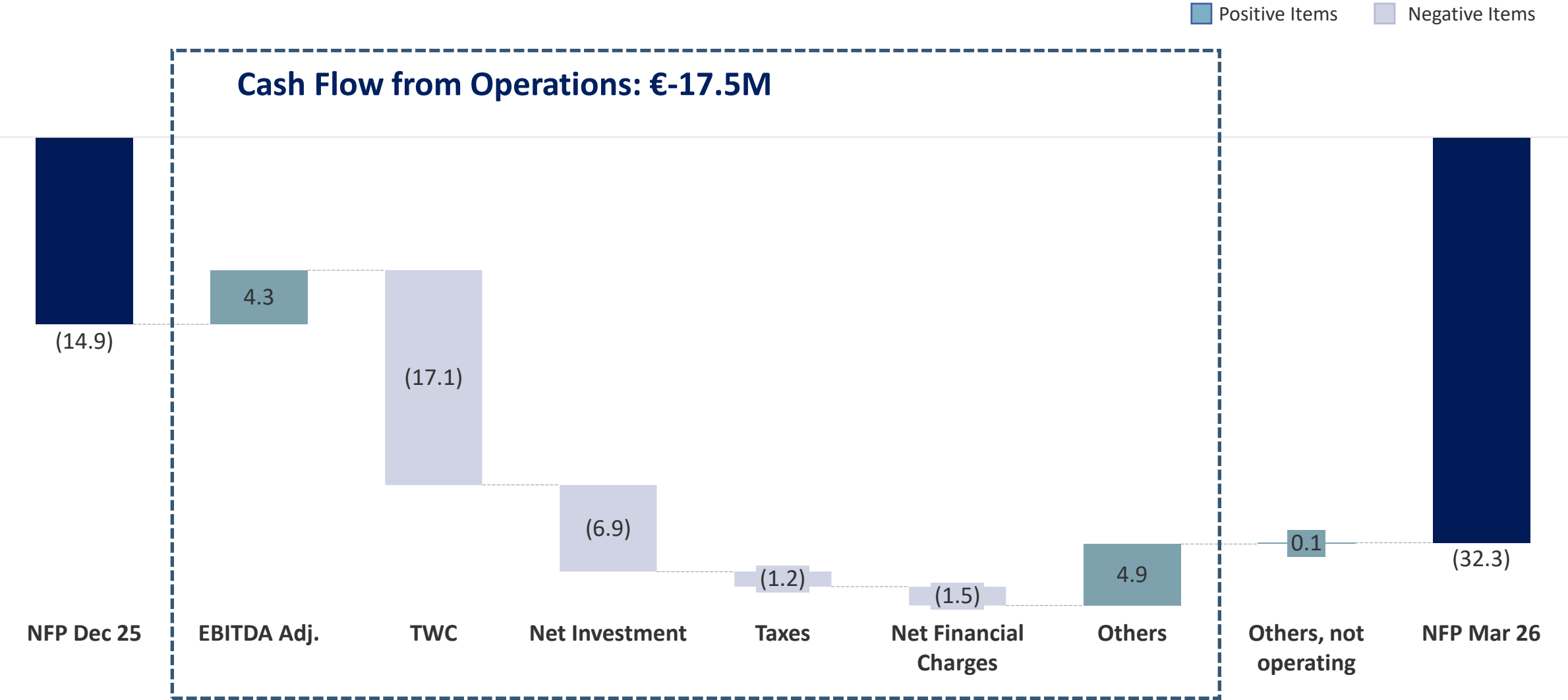
EBITDA Adj.: actual vs last year

€ m



Net Debt & Cash Flow Analysis : Dec'25 – Mar'26

€ m



Contacts

IR CONTACTS

IR Manager

Alessandro D'Aniello

Tel. +39 051 3147109

ir@datalogic.com

Via Candini, 2

40012 Lippo di Calderara di Reno

Bologna – Italy

IR Advisor

Vincenza Colucci

CDR Communication Srl

Tel. +39 335 6909547

vincenza.colucci@cdr-communication.it

IR Assistant

Daniela Giglioli

Tel. +39 051 3147109

Fax +39 051 3147205

daniela.giglioli@datalogic.com

NEXT EVENTS

May 22, 2026

Italian Investment Conference 2026

August 04, 2026

H1 2026 Results

DATALOGIC ON LINE

www.datalogic.com

THANK YOU

This presentation contains statements that are neither reported financial results nor other historical information. These statements are forward-looking statements. These forward-looking statements rely on a number of assumptions and are subject to a number of risks and uncertainties, many of which are outside the control of Datalogic S.p.A., that could cause actual results to differ materially from those expressed in or implied by such statements, such as future market conditions, currency fluctuations, the behavior of other market participants and the actions of governmental and state regulators

© 2026 Datalogic S.p.A. and/or its affiliates - All rights reserved. • Without limiting the rights under copyright, no part of this documentation may be reproduced, stored in or introduced into a retrieval system, or transmitted in any form or by any means, or for any purpose, without the express written permission of Datalogic S.p.A. and/or its affiliates • Datalogic and the Datalogic logo are registered trademarks of Datalogic S.p.A. in many countries, including the U.S. and the E.U. • All other trademarks and brands are property of their respective owners.

Datalogic S.p.A.

Via Candini, 2 - 40012 Lippo di Calderara di Reno - Bologna (Italy)

Tel. +39 051 3147011 | Fax +39 051 3147205

corporate@datalogic.com

www.datalogic.com